

# WIRING DIAGRAMS

## Article Text

1990 Volkswagen Passat

For www.carsoft.ru (095) 723-1791 Kirill Moscow 1 2

Copyright © 1998 Mitchell International

Sunday, March 14, 1999 02:15PM

### ARTICLE BEGINNING

1990-91 WIRING DIAGRAMS  
Volkswagen

Passat

### COMPONENT LOCATION MENU

#### COMPONENT LOCATIONS TABLE

AA

Component	Figure No. (Location)
A/C RELAY	6 (C 20)
A/C SYSTEM	6 (B-E 21-23)
A/T CONTROL UNIT	2 (B-D 4)
ABS DIAG CONN	7 (D 24)
ABS HYDRAULIC PUMP FUSE	7 (E 27)
ABS HYDRAULIC PUMP RELAY	7 (D-E 27)
ABS HYDRAULIC UNIT	7 (E 25-26)
ABS MAIN RELAY	7 (D-E 24)
ABS VALVES FUSE	7 (E 24)
ALTERNATOR	1 (A-B 3)
ANTI-LOCK BRAKE CONTROL UNIT	7 (B 25-26)
ANTI-THEFT CONTROL UNIT	6 (A-B 20)
BATTERY	1 (A 2)
CIG LIGHTER	4 (A 12)
COLD START VALVE	2 (B 5)
COOLANT TEMP SENSOR	3 (D 10)
CRUISE CONTROL SWITCH	1 (C 3)
CRUISE CONTROL UNIT	1 (D 3)
DOOR SWITCHES	7 (A-B 27)
EMERGENCY FLASHER RELAY	4 (C 13)
EMERGENCY FLASHER SWITCH	4 (E 12-13)
FRESH AIR BLOWER SWITCH (W A/C)	6 (E 20)
FRESH AIR BLOWER SWITCH (W/O A/C)	3 (E 8-9)
FUEL PUMP	3 (D 8)
FUEL PUMP RELAY	3 (C 8)
FUEL TANK UNIT	3 (E 8)
FUSE #23	6 (C 20)
FUSE #51	1 (C 2)
FUSE/RELAY PANEL LAYOUT	8 (D-E 29-31)
GLOVE BOX LIGHT	4 (A 12-13)
HEADLIGHT SWITCH	5 (A 16-17)
HEATED O2 SENSOR	2 (A-B 5)
HORN RELAY	5 (C 16)
IGNITION BOOSTER	2 (D-E 7)
IGNITION SWITCH	3 (A 8-9)
INSTRUMENT CLUSTER	8 (A-E 28-29)
LEFT DOOR LATCH SWITCH	4 (A 13)
LEFT FRONT DOOR LOCK SWITCH	9 (C-D 34)
LEFT FRONT WINDOW SWITCH	9 (A 34)
LOAD REDUCTION RELAY	3 (B-C 9)
LOW COOLANT LEVEL SWITCH	3 (D 11)
MAP READING LIGHT	7 (A 25)
MCU DIAG CONN	2 (C 7)
MIRROR HEATERS	5 (B 19)
MOTRONIC CONTROL UNIT (MCU)	2 (A-C 7)
MULTI-FUNCTION SWITCH	2 (A-B 4)
OIL PRESSURE SWITCH	3 (D 10)
PARK BRAKE SWITCH	4 (A 14)
POWER DOOR LOCK CONTROL UNIT	9 (E 32)
POWER MIRROR SWITCH	5 (A 19)
POWER WINDOW CB	9 (B 32-33)
POWER WINDOW CONTROL UNIT	9 (A-B 32)
RAD COOLING FAN AFTER RUN CTRL UNIT	1 (E 3)
RAD COOLING FAN THERMO SWITCH (W/O A/C)	1 (D-E 3)
REAR WINDOW DEFOG SWITCH	5 (A 17)
REAR WIPER MOTOR	5 (E 19)
REAR WIPER/WASHER RELAY	5 (C-D 18)
SEAT BELT SWITCH	4 (A 13)
SEAT BELT WARNING CTRL UNIT	4 (B-C 13)

# WIRING DIAGRAMS

## Article Text (p. 2)

1990 Volkswagen Passat

For www.carsoft.ru (095) 723-1791 Kirill Moscow 1 2

Copyright © 1998 Mitchell International

Sunday, March 14, 1999 02:15PM

STARTER .....	1 (A 3)
STARTER INTERLOCK /BACK-UP LIGHT RLY .....	1 (B-C 3)
STOP LT SW .....	4 (D 15)
TRUNK LIGHT .....	6 (A 22)
VACUUM VENT VALVE .....	1 (D 2)
VANITY MIRRORS .....	7 (A 24)
WARNING INDICATORS .....	4 (A 13)
WASHER NOZZLE HEATERS .....	5 (A 18)
WIPER INTERMITTENT SWITCH .....	5 (E 17-18)
WIPER MOTOR .....	5 (E 16)
WIPER/WASHER INTERMITTENT RELAY .....	5 (C 17-18)

### WIRING DIAGRAMS

#### COMPONENT LOCATOR:

A/C RELAY .....	C 20
A/C SYSTEM .....	B-E 21-23
A/T CTRL UNIT .....	B-D 4
ABS DIAG CONN. ....	D 24
ABS HYDRAULIC PUMP FUSE .....	E 27
ABS HYDRAULIC PUMP RELAY .....	D-E 27
ABS HYDRAULIC UNIT .....	E 25-26
ABS MAIN RELAY .....	D-E 24
ABS VALVES FUSE .....	E 24
ALTERNATOR .....	A-B 3
ANTI-LOCK BRAKE CTRL UNIT .....	B 25-26
ANTI-THEFT CTRL UNIT .....	A-B 20
BATTERY .....	A 2
CIG LTR. ....	A 12
COLD START VALVE .....	B 5
COOLANT TEMP SENSOR .....	D 10
CRUISE CTRL SW .....	C 3
CRUISE CTRL UNIT .....	D 3
DOOR SWS. ....	A-B 27
EMERGENCY FLASHER RELAY .....	C 13
EMERGENCY FLASHER SW .....	E 12-13
FRESH AIR BLOWER SW (W/ A/C) .....	E 20
FRESH AIR BLOWER SW (W/O A/C) .....	E 8-9
FUEL PUMP .....	D 8
FUEL PUMP RELAY .....	C 8
FUEL TANK UNIT .....	E 8
FUSE #23 .....	C 20
FUSE #51 .....	C 2
FUSE/RELAY PANEL LAYOUT .....	D-E 29-31
GLOVE BOX LT .....	A 12-13
HEADLIGHT SW .....	A 16-17
HEATED O <sub>2</sub> SENSOR .....	A-B 5
HORN RELAY .....	C 16
IGNITION BOOSTER .....	D-E 7
IGNITION SW .....	A 8-9
INSTRUMENT CLUSTER .....	A-E 28-29
LEFT DOOR LATCH SW .....	A 13
LEFT FRONT DOOR LOCK SW .....	C-D 34
LEFT FRONT WINDOW SW .....	A 34
LOAD REDUCTION RELAY .....	B-C 9
LOW COOLANT LEVEL SW .....	D 11
MAP READING LT .....	A 25
MCU DIAG CONN. ....	C 7
MIRROR HEATERS .....	B 19
MOTRONIC CTRL UNIT (MCU) .....	A-C 7
MULTI-FUNCTION SW .....	A-B 4
OIL PRES SWS .....	D 10
PARK BRAKE SW .....	A 14
POWER DOOR LOCK CTRL UNIT .....	E 32
POWER MIRROR SW .....	A 19
POWER WINDOW CB .....	32-33
POWER WINDOW CTRL UNIT .....	A-B 32
RADIATOR COOLING FAN .....	E 3
AFTER RUN CTRL UNIT .....	E 3
RADIATOR COOLING FAN .....	D-E 3
THERMO SW (W/O A/C) .....	D-E 3
REAR WINDOW DEFOG SW .....	A 17
REAR WIPER MOTOR .....	E 19
REAR WIPER/WASHER RELAY .....	C-D 18
SEAT BELT SW .....	A 13
SEAT BELT WARNING CTRL UNIT .....	B-C 13
STARTER .....	A 3
STARTER INTERLOCK/BACK-UP .....	B-C 3
LT RELAY .....	B-C 3
STOP LT SW .....	D 15
TRUNK LT SW .....	A 22
VACUUM VENT VALVE .....	D 2
VANITY MIRRORS .....	A 24
WARNING INDICATORS .....	A 13
WASHER NOZZLE HEATERS .....	A 18
WIPER INTERMITTENT SW .....	E 17-18
WIPER MOTOR .....	E 16
WIPER/WASHER INTERMITTENT .....	C 17-18
RELAY .....	C 17-18

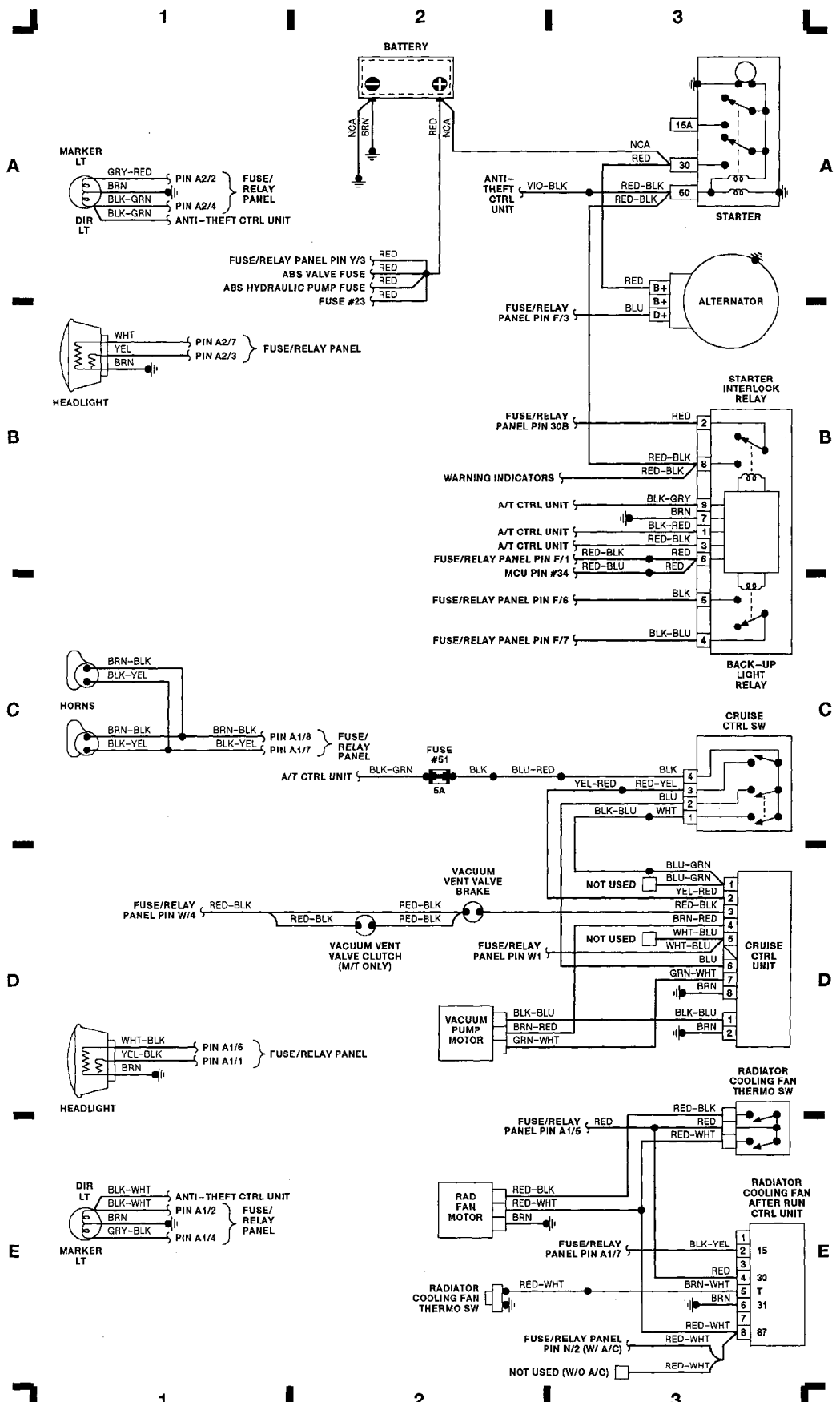


Fig. 1: Engine Compartment & Headlights (Grid 1-3)

# WIRING DIAGRAMS

Article Text (p. 3)

1990 Volkswagen Passat

For www.carsoft.ru (095) 723-1791 Kirill Moscow 1 2

Copyright © 1998 Mitchell International

Sunday, March 14, 1999 02:15PM

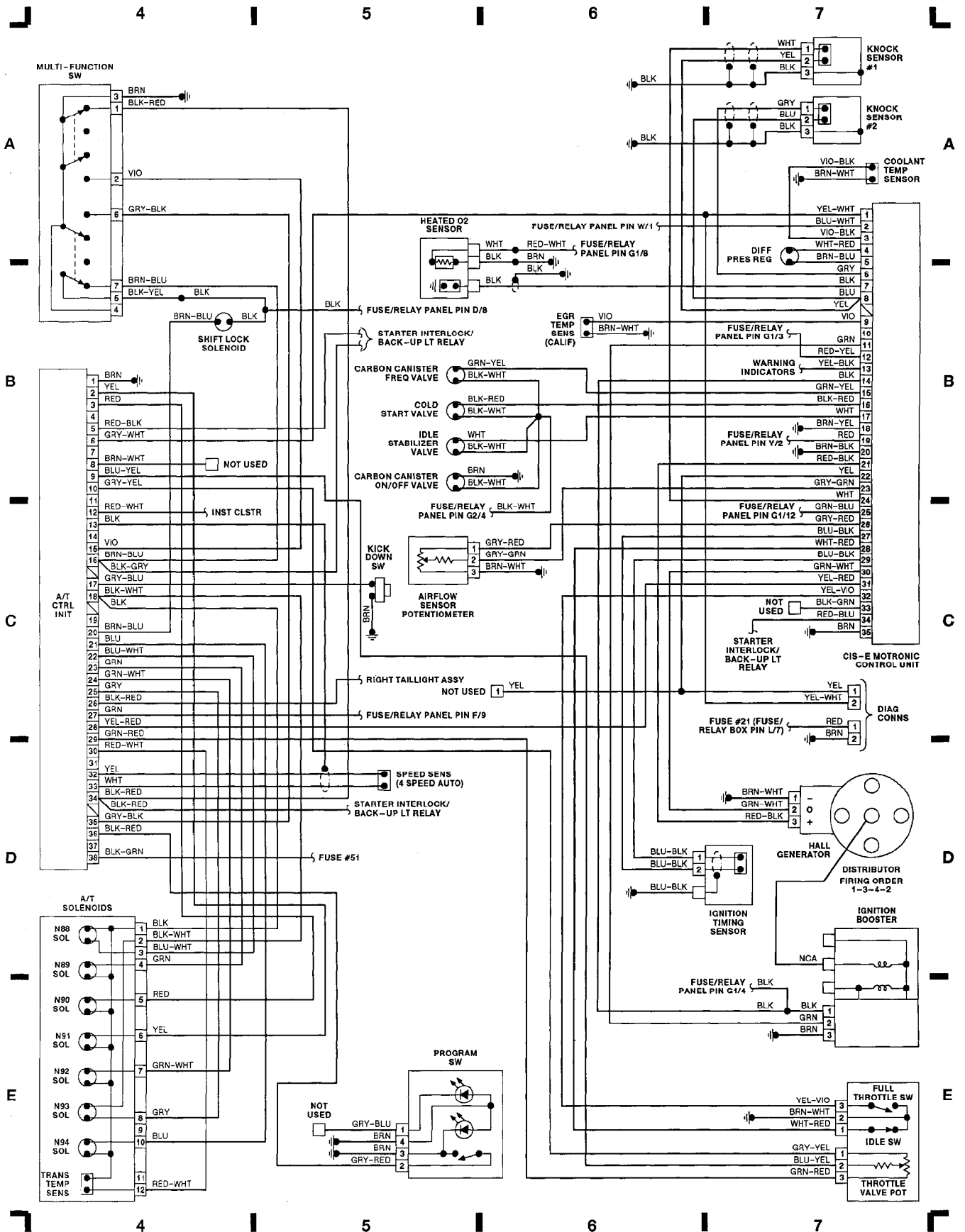
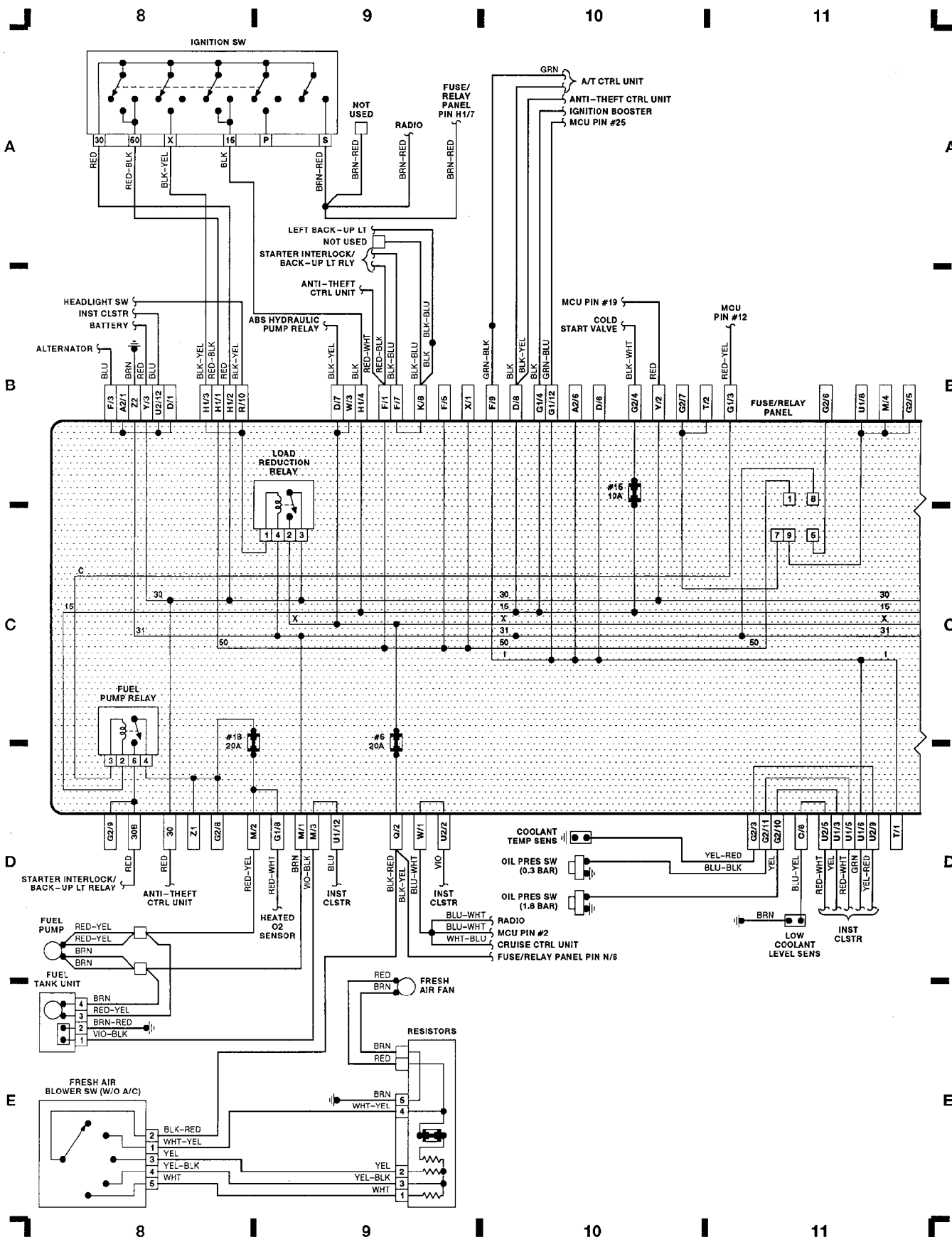


Fig. 2: Computer Engine Control, A/T Ctrl Unit (Grid 4-7)



92.112426  
 Fig. 3: Fuse Block (1 of 4), Ignition Sw (Grid 8-11)

# WIRING DIAGRAMS

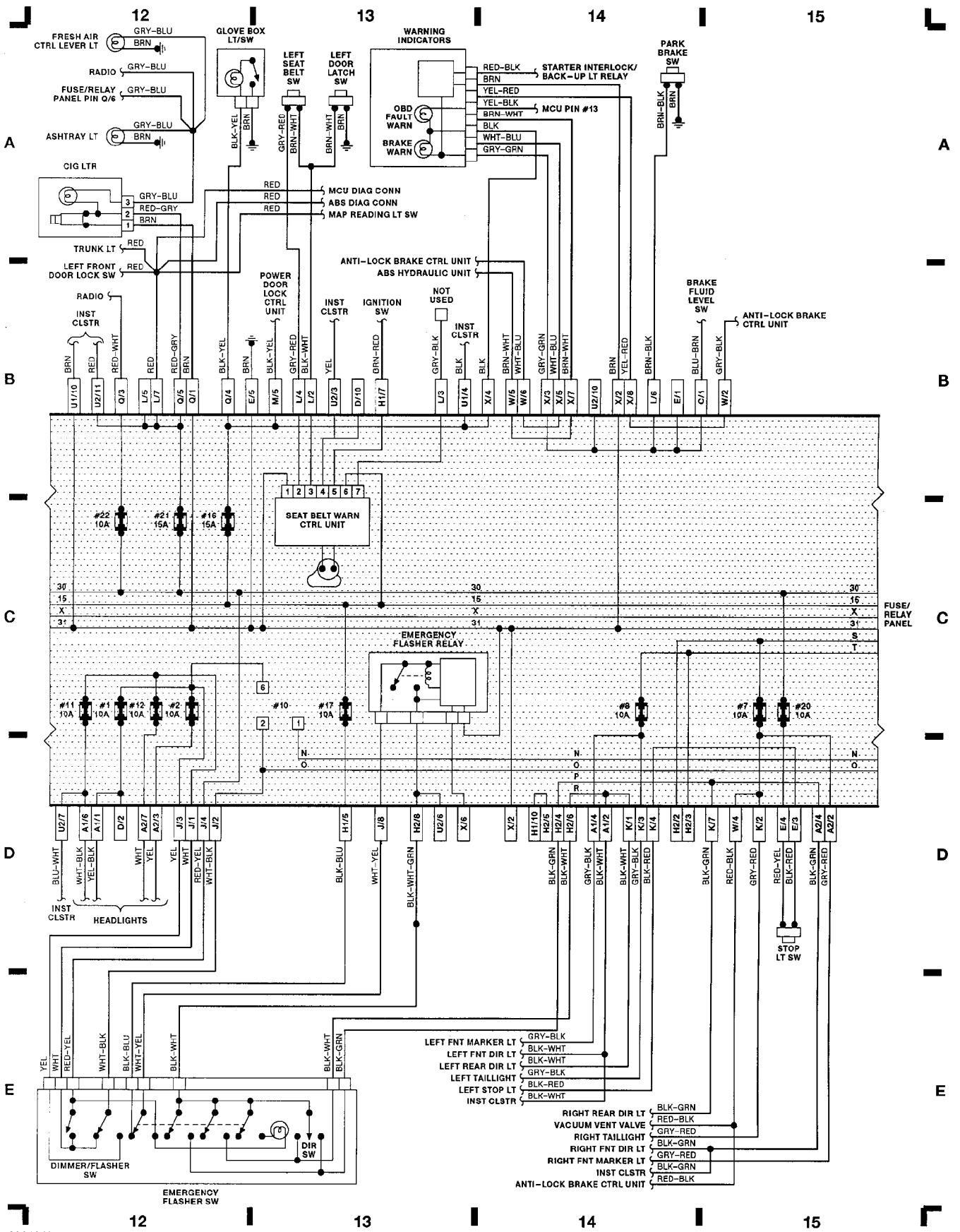
Article Text (p. 5)

1990 Volkswagen Passat

For www.carsoft.ru (095) 723-1791 Kirill Moscow 1 2

Copyright © 1998 Mitchell International

Sunday, March 14, 1999 02:16PM



92A19427

Fig. 4: Fuse Block (2 of 4), Emergency Flasher Sw (Grid 12-15)

WIRING DIAGRAMS

Article Text (p. 6)

1990 Volkswagen Passat

For www.carsoft.ru (095) 723-1791 Kirill Moscow 1 2

Copyright © 1998 Mitchell International

Sunday, March 14, 1999 02:16PM

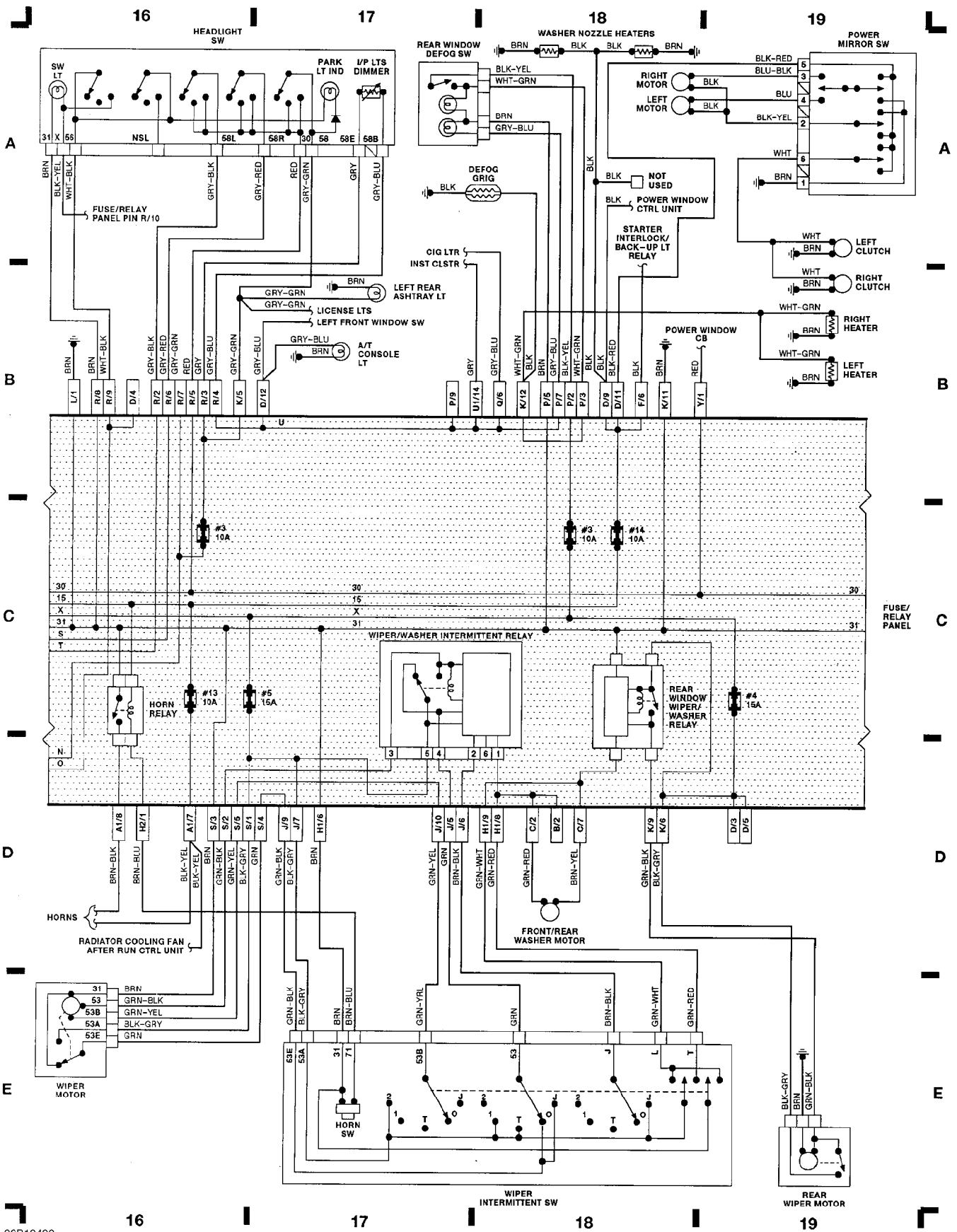


Fig. 5: Fuse Block (3 of 4), Pwr Mir, Washer/Wiper (Grid 16-19)

92R12428

# WIRING DIAGRAMS

Article Text (p. 7)

1990 Volkswagen Passat

For www.carsoft.ru (095) 723-1791 Kirill Moscow 1 2

Copyright © 1998 Mitchell International

Sunday, March 14, 1999 02:16PM

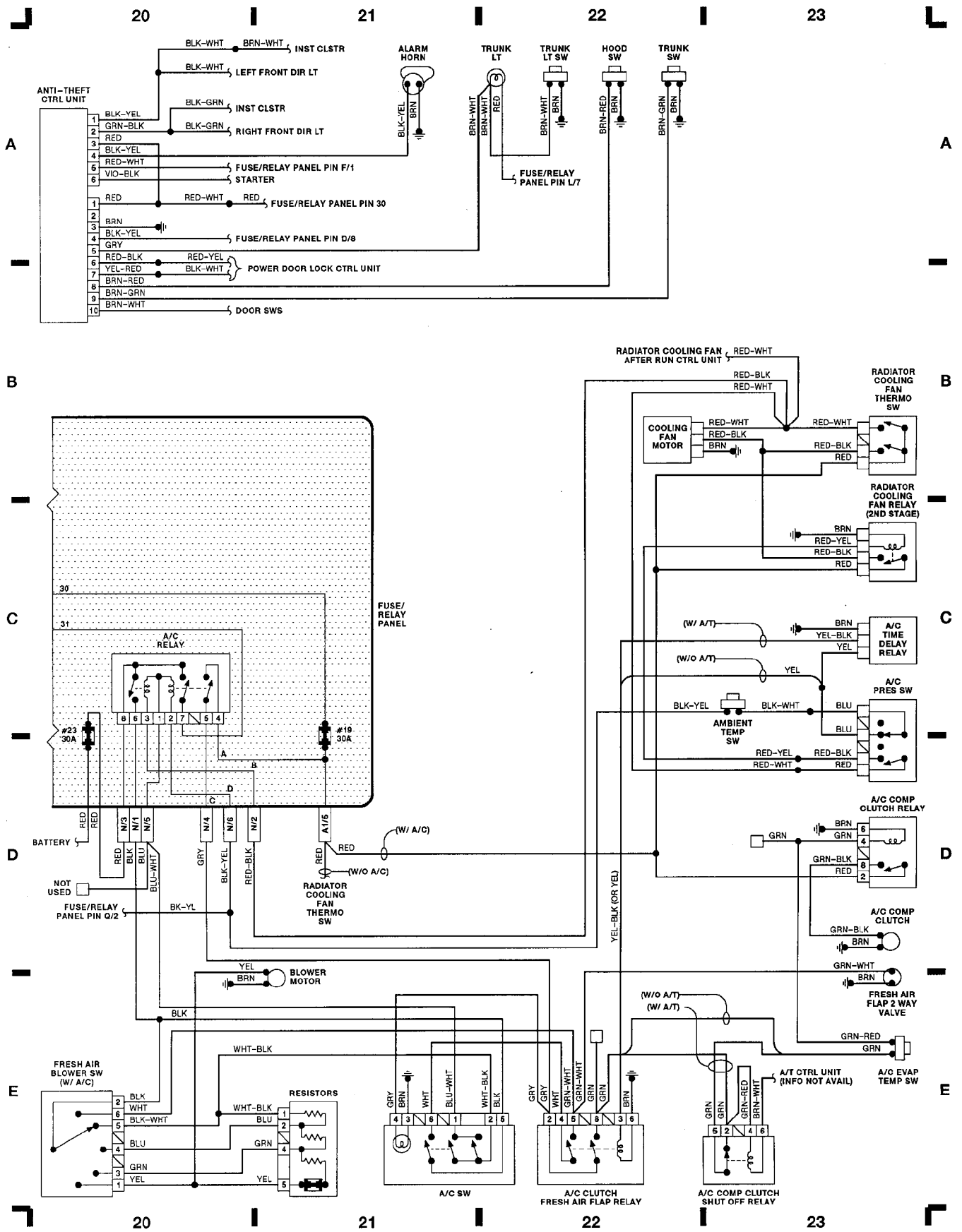


Fig. 6: Fuse Block (4 of 4), Anti-Theft, A/C Sys (Grid 20-23)

# WIRING DIAGRAMS

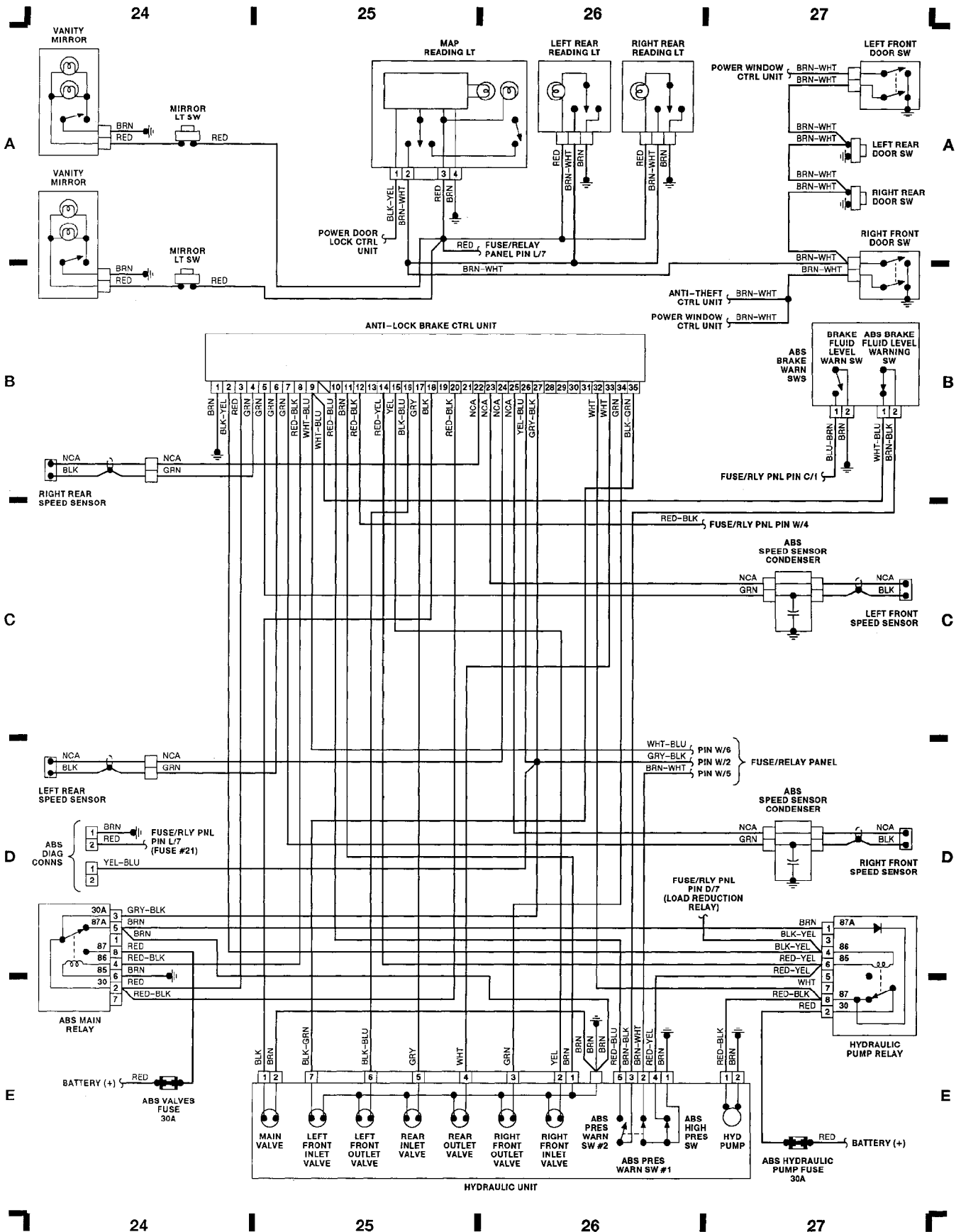
Article Text (p. 8)

1990 Volkswagen Passat

For www.carsoft.ru (095) 723-1791 Kirill Moscow 1 2

Copyright © 1998 Mitchell International

Sunday, March 14, 1999 02:16PM



92F12430

Fig. 7: Anti-Lock Brakes, Inter Lts, Hydraulic Unit (Grid 24-27)



# WIRING DIAGRAMS

Article Text (p. 9)

1990 Volkswagen Passat

For www.carsoft.ru (095) 723-1791 Kirill Moscow 1 2

Copyright © 1998 Mitchell International

Sunday, March 14, 1999 02:16PM

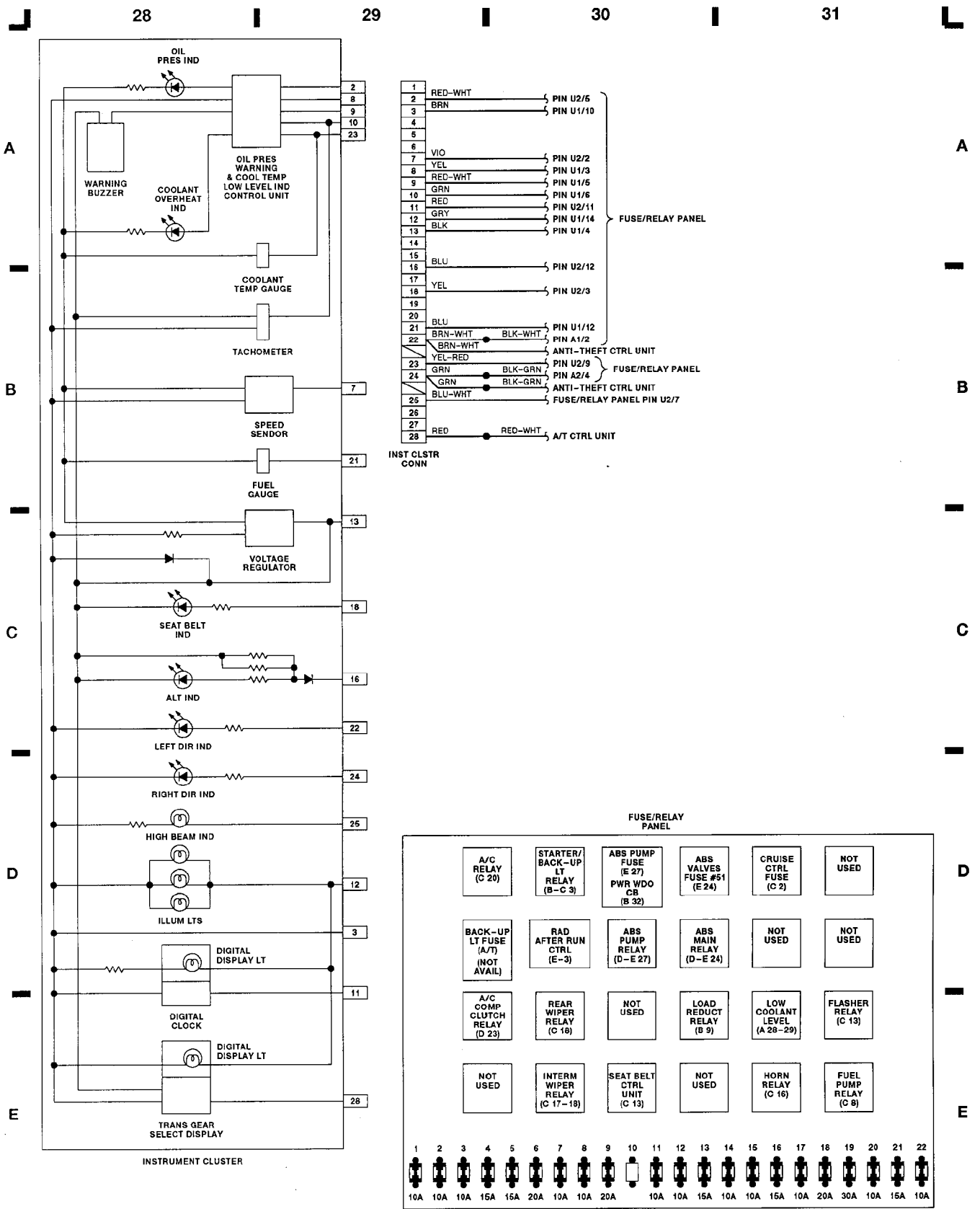
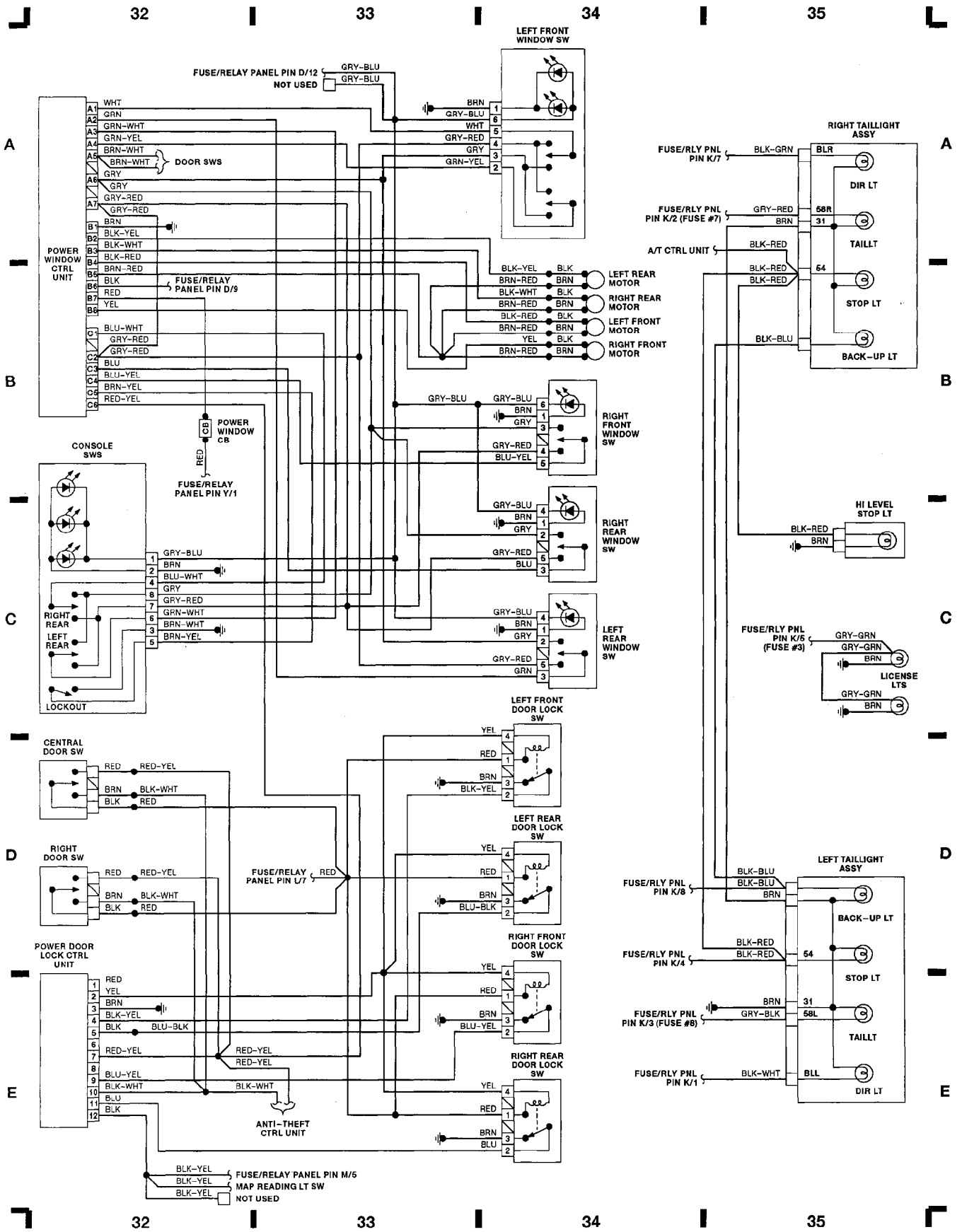


Fig. 8: Instrument Cluster, Fuse/Relay Panel (Grid 28-31)



92H12432  
 Fig. 9: Pwr Window/Doors, Console Sw, Taillights (Grid 32-35)

END OF ARTICLE