

WIRING DIAGRAMS
Article Text
1990 Volkswagen Passat
For <http://volkswagen.msk.ru>
Copyright © 1998 Mitchell Repair Information Company, LLC
Sunday, January 28, 2001 11:27PM

ARTICLE BEGINNING

1990-91 WIRING DIAGRAMS
Volkswagen

Passat

COMPONENT LOCATION MENU

COMPONENT LOCATIONS TABLE

Component	Figure No. (Location)
A/C RELAY	6 (C 20)
A/C SYSTEM	6 (B-E 21-23)
A/T CONTROL UNIT	2 (B-D 4)
ABS DIAG CONN	7 (D 24)
ABS HYDRAULIC PUMP FUSE	7 (E 27)
ABS HYDRAULIC PUMP RELAY	7 (D-E 27)
ABS HYDRAULIC UNIT	7 (E 25-26)
ABS MAIN RELAY	7 (D-E 24)
ABS VALVES FUSE	7 (E 24)
ALTERNATOR	1 (A-B 3)
ANTI-LOCK BRAKE CONTROL UNIT	7 (B 25-26)
ANTI-THEFT CONTROL UNIT	6 (A-B 20)
BATTERY	1 (A 2)
CIG LIGHTER	4 (A 12)
COLD START VALVE	2 (B 5)
COOLANT TEMP SENSOR	3 (D 10)
CRUISE CONTROL SWITCH	1 (C 3)
CRUISE CONTROL UNIT	1 (D 3)
DOOR SWITCHES	7 (A-B 27)
EMERGENCY FLASHER RELAY	4 (C 13)
EMERGENCY FLASHER SWITCH	4 (E 12-13)
FRESH AIR BLOWER SWITCH (W A/C)	6 (E 20)
FRESH AIR BLOWER SWITCH (W/O A/C)	3 (E 8-9)
FUEL PUMP	3 (D 8)
FUEL PUMP RELAY	3 (C 8)
FUEL TANK UNIT	3 (E 8)
FUSE #23	6 (C 20)
FUSE #51	1 (C 2)
FUSE/RELAY PANEL LAYOUT	8 (D-E 29-31)
GLOVE BOX LIGHT	4 (A 12-13)
HEADLIGHT SWITCH	5 (A 16-17)
HEATED O2 SENSOR	2 (A-B 5)
HORN RELAY	5 (C 16)
IGNITION BOOSTER	2 (D-E 7)
IGNITION SWITCH	3 (A 8-9)
INSTRUMENT CLUSTER	8 (A-E 28-29)
LEFT DOOR LATCH SWITCH	4 (A 13)
LEFT FRONT DOOR LOCK SWITCH	9 (C-D 34)
LEFT FRONT WINDOW SWITCH	9 (A 34)

WIRING DIAGRAMS

Article Text (p. 2)

1990 Volkswagen Passat

For <http://volkswagen.msk.ru>

Copyright © 1998 Mitchell Repair Information Company, LLC

Sunday, January 28, 2001 11:27PM

LOAD REDUCTION RELAY	3 (B-C 9)
LOW COOLANT LEVEL SWITCH	3 (D 11)
MAP READING LIGHT	7 (A 25)
MCU DIAG CONN	2 (C 7)
MIRROR HEATERS	5 (B 19)
MOTRONIC CONTROL UNIT (MCU)	2 (A-C 7)
MULTI-FUNCTION SWITCH	2 (A-B 4)
OIL PRESSURE SWITCH	3 (D 10)
PARK BRAKE SWITCH	4 (A 14)
POWER DOOR LOCK CONTROL UNIT	9 (E 32)
POWER MIRROR SWITCH	5 (A 19)
POWER WINDOW CB	9 (B 32-33)
POWER WINDOW CONTROL UNIT	9 (A-B 32)
RAD COOLING FAN AFTER RUN CTRL UNIT	1 (E 3)
RAD COOLING FAN THERMO SWITCH (W/O A/C)	1 (D-E 3)
REAR WINDOW DEFOG SWITCH	5 (A 17)
REAR WIPER MOTOR	5 (E 19)
REAR WIPER/WASHER RELAY	5 (C-D 18)
SEAT BELT SWITCH	4 (A 13)
SEAT BELT WARNING CTRL UNIT	4 (B-C 13)
STARTER	1 (A 3)
STARTER INTERLOCK /BACK-UP LIGHT RLY	1 (B-C 3)
STOP LT SW	4 (D 15)
TRUNK LIGHT	6 (A 22)
VACUUM VENT VALVE	1 (D 2)
VANITY MIRRORS	7 (A 24)
WARNING INDICATORS	4 (A 13)
WASHER NOZZLE HEATERS	5 (A 18)
WIPER INTERMITTENT SWITCH	5 (E 17-18)
WIPER MOTOR	5 (E 16)
WIPER/WASHER INTERMITTENT RELAY	5 (C 17-18)

WIRING DIAGRAMS

WIRING DIAGRAMS
Article Text (p. 3)
 1990 Volkswagen Passat
 For <http://volkswagen.msk.ru>
 Copyright © 1998 Mitchell Repair Information Company, LLC
 Sunday, January 28, 2001 11:27PM

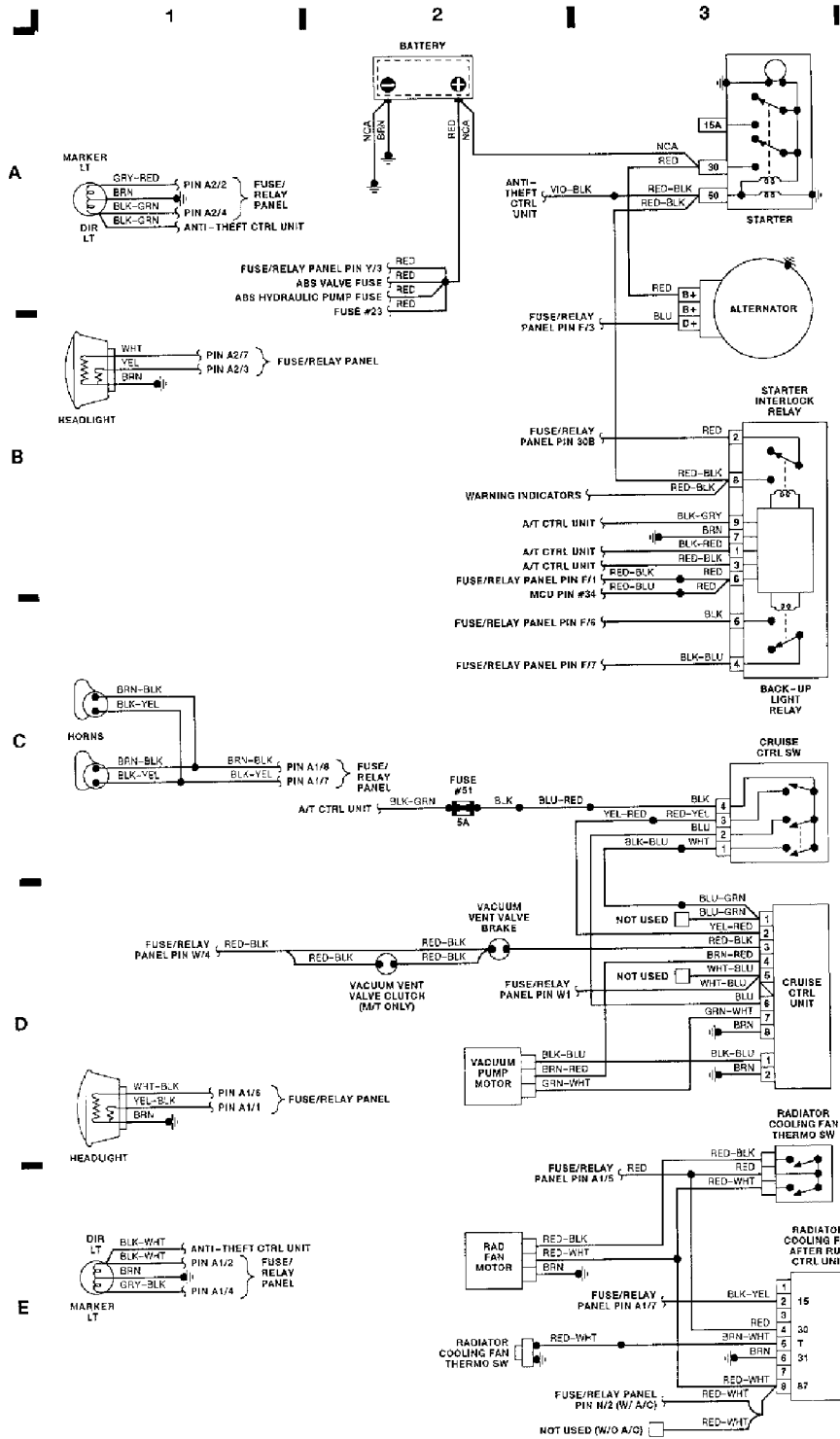


Fig. 1: Engine Compartment & Headlights (Grid 1-3)

WIRING DIAGRAMS
Article Text (p. 4)
 1990 Volkswagen Passat
 For <http://volkswagen.msk.ru>
 Copyright © 1998 Mitchell Repair Information Company, LLC
 Sunday, January 28, 2001 11:27PM

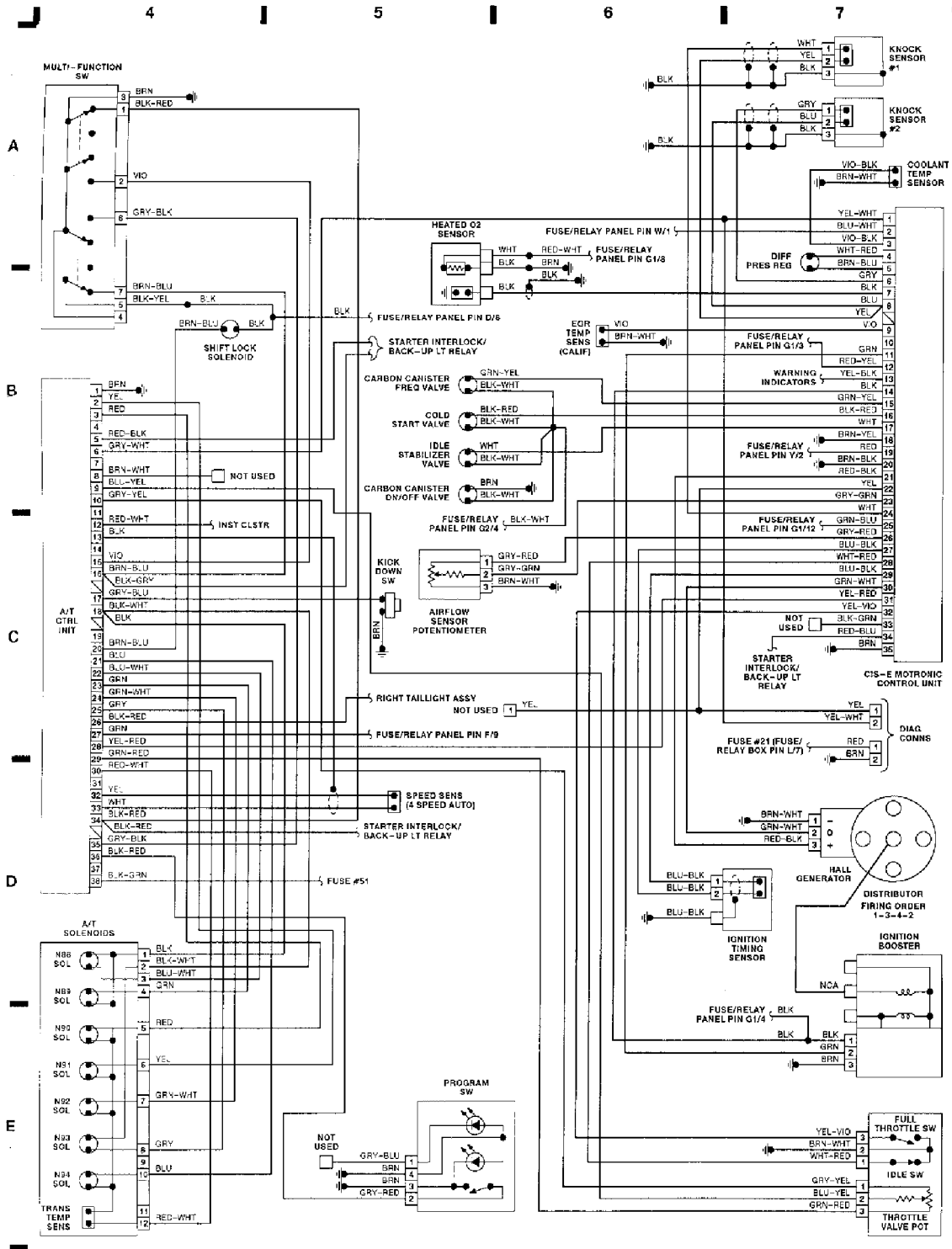


Fig. 2: Computer Engine Control, A/T Ctrl Unit (Grid 4-7)

WIRING DIAGRAMS
Article Text (p. 5)
 1990 Volkswagen Passat
 For <http://volkswagen.msk.ru>
 Copyright © 1998 Mitchell Repair Information Company, LLC
 Sunday, January 28, 2001 11:27PM

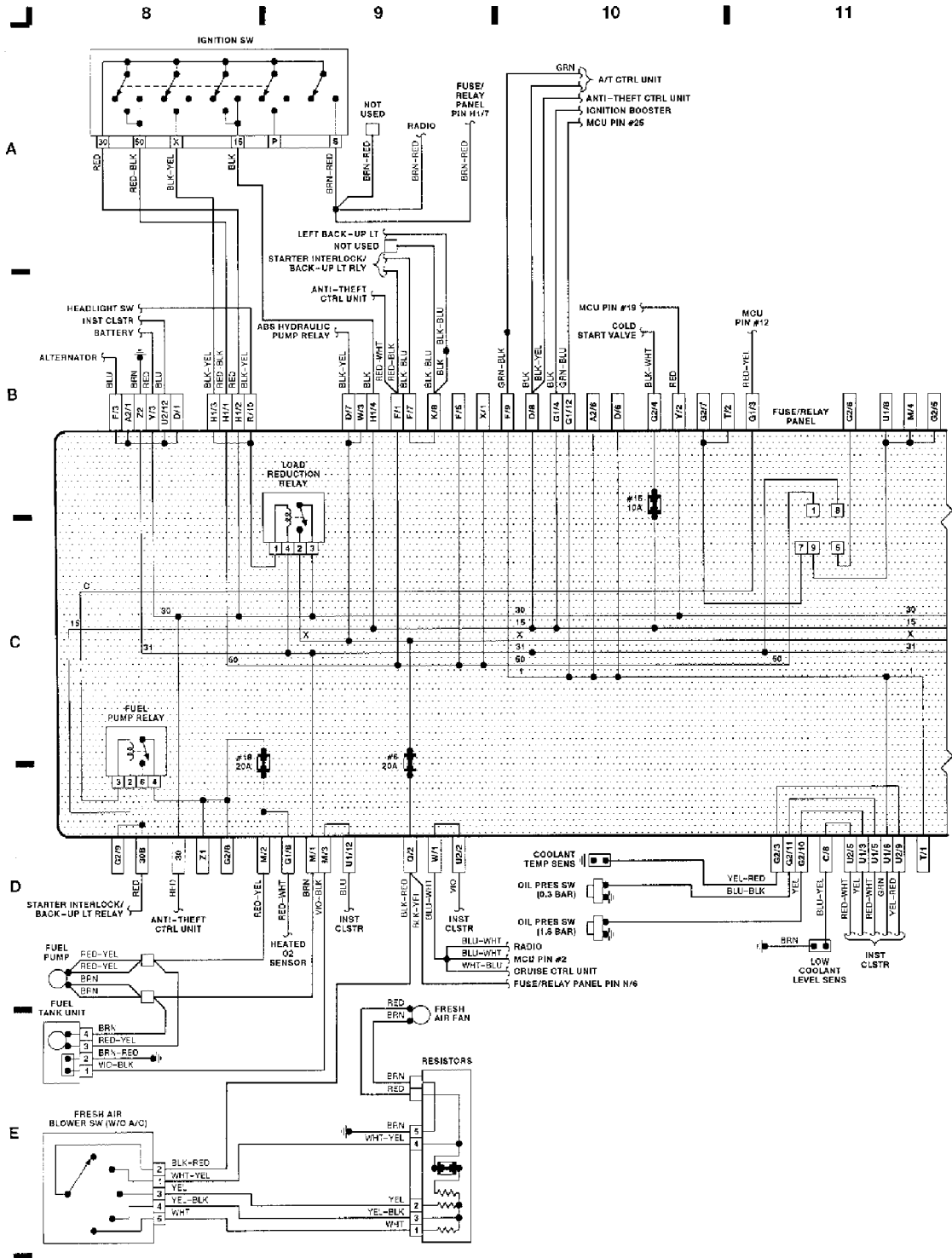


Fig. 3: Fuse Block (1 of 4), Ignition Sw (Grid 8-11)

WIRING DIAGRAMS
Article Text (p. 6)
 1990 Volkswagen Passat
 For <http://volkswagen.msk.ru>
 Copyright © 1998 Mitchell Repair Information Company, LLC
 Sunday, January 28, 2001 11:27PM

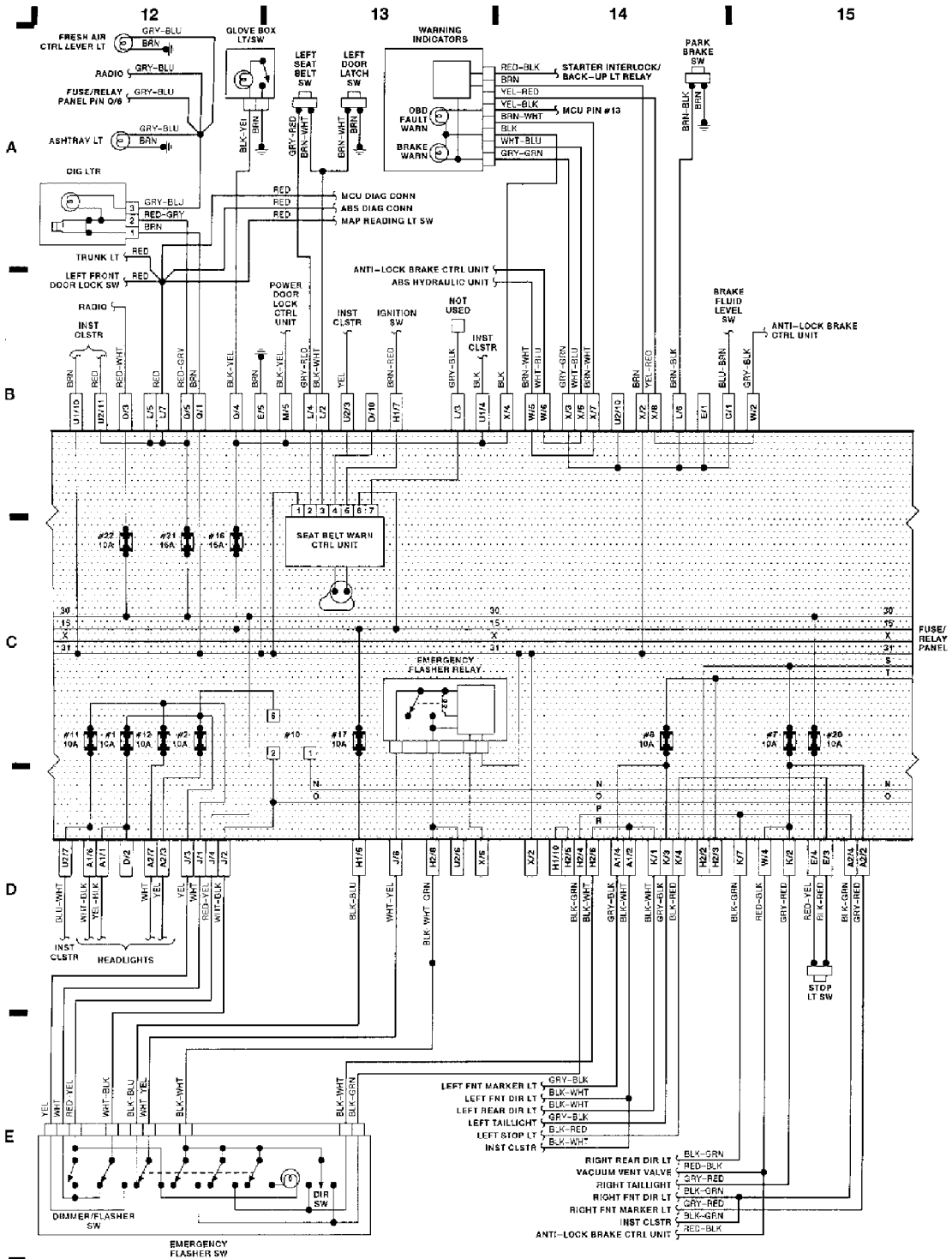


Fig. 4: Fuse Block (2 of 4), Emergency Flasher Sw (Grid 12-15)

WIRING DIAGRAMS
Article Text (p. 7)
 1990 Volkswagen Passat
 For <http://volkswagen.msk.ru>
 Copyright © 1998 Mitchell Repair Information Company, LLC
 Sunday, January 28, 2001 11:27PM

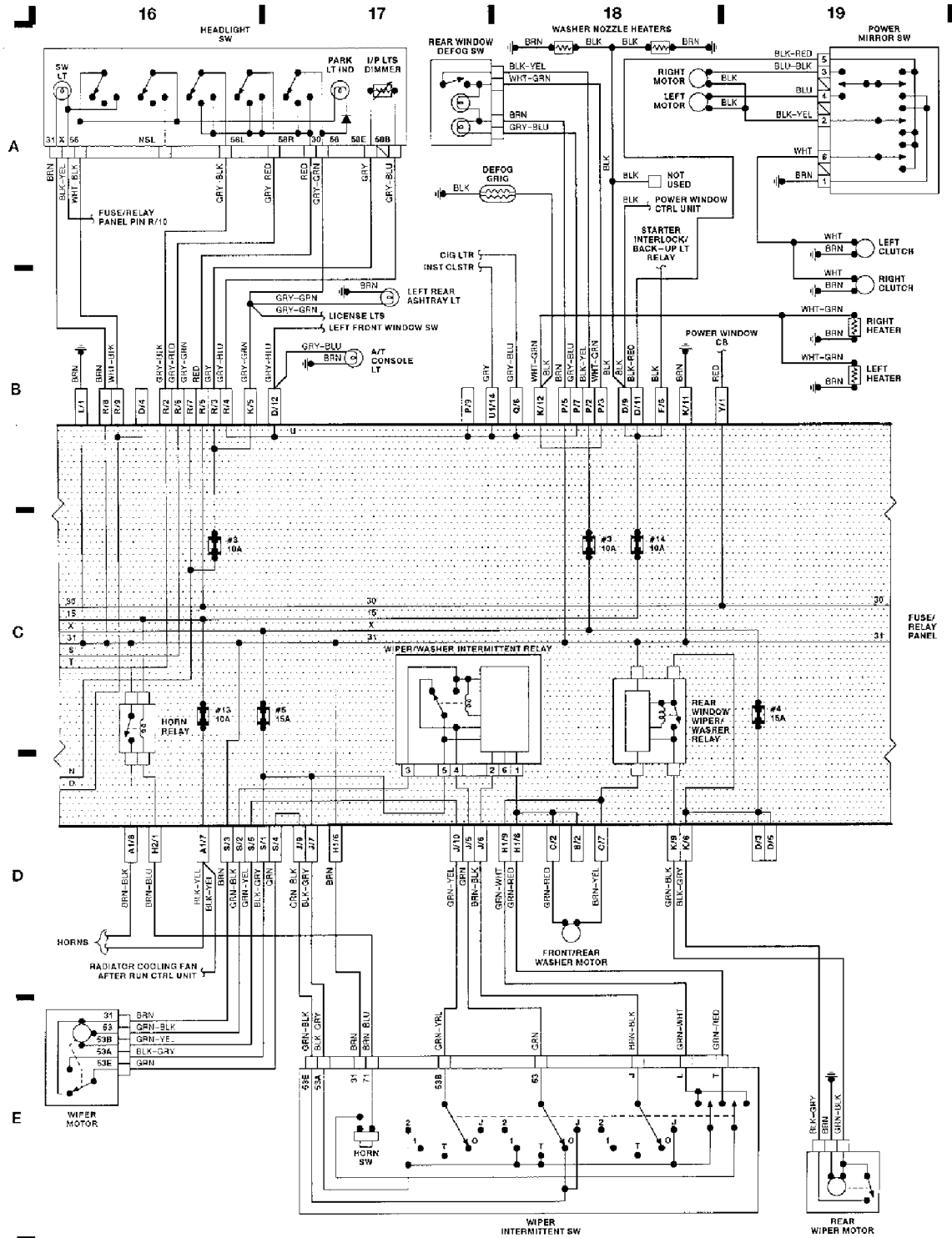


Fig. 5: Fuse Block (3 of 4), Pwr Mir, Washer/Wiper (Grid 16-19)

WIRING DIAGRAMS
Article Text (p. 8)
 1990 Volkswagen Passat
 For <http://volkswagen.msk.ru>
 Copyright © 1998 Mitchell Repair Information Company, LLC
 Sunday, January 28, 2001 11:27PM

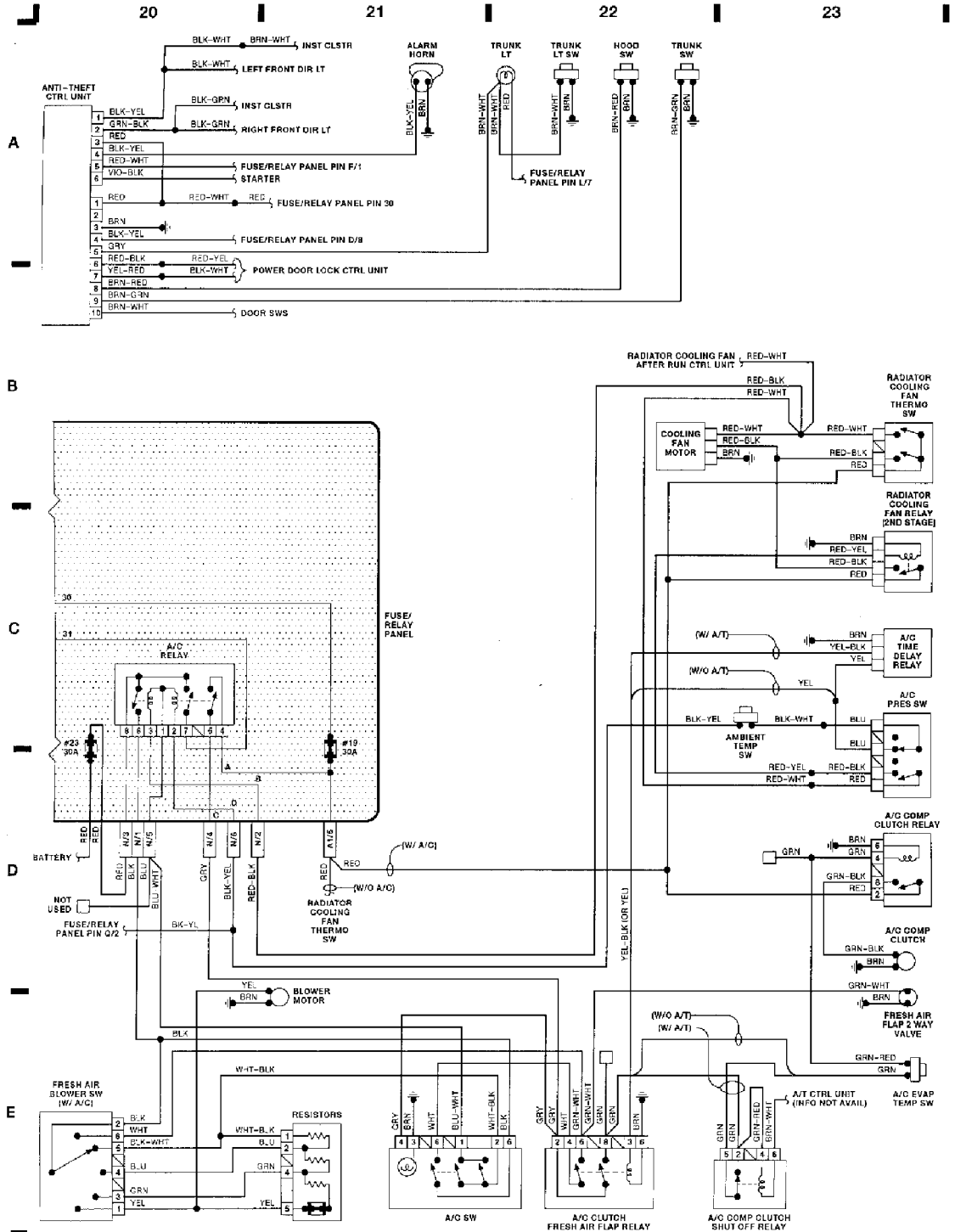


Fig. 6: Fuse Block (4 of 4), Anti-Theft, A/C Sys (Grid 20-23)

WIRING DIAGRAMS
Article Text (p. 9)
 1990 Volkswagen Passat
 For <http://volkswagen.msk.ru>
 Copyright © 1998 Mitchell Repair Information Company, LLC
 Sunday, January 28, 2001 11:27PM

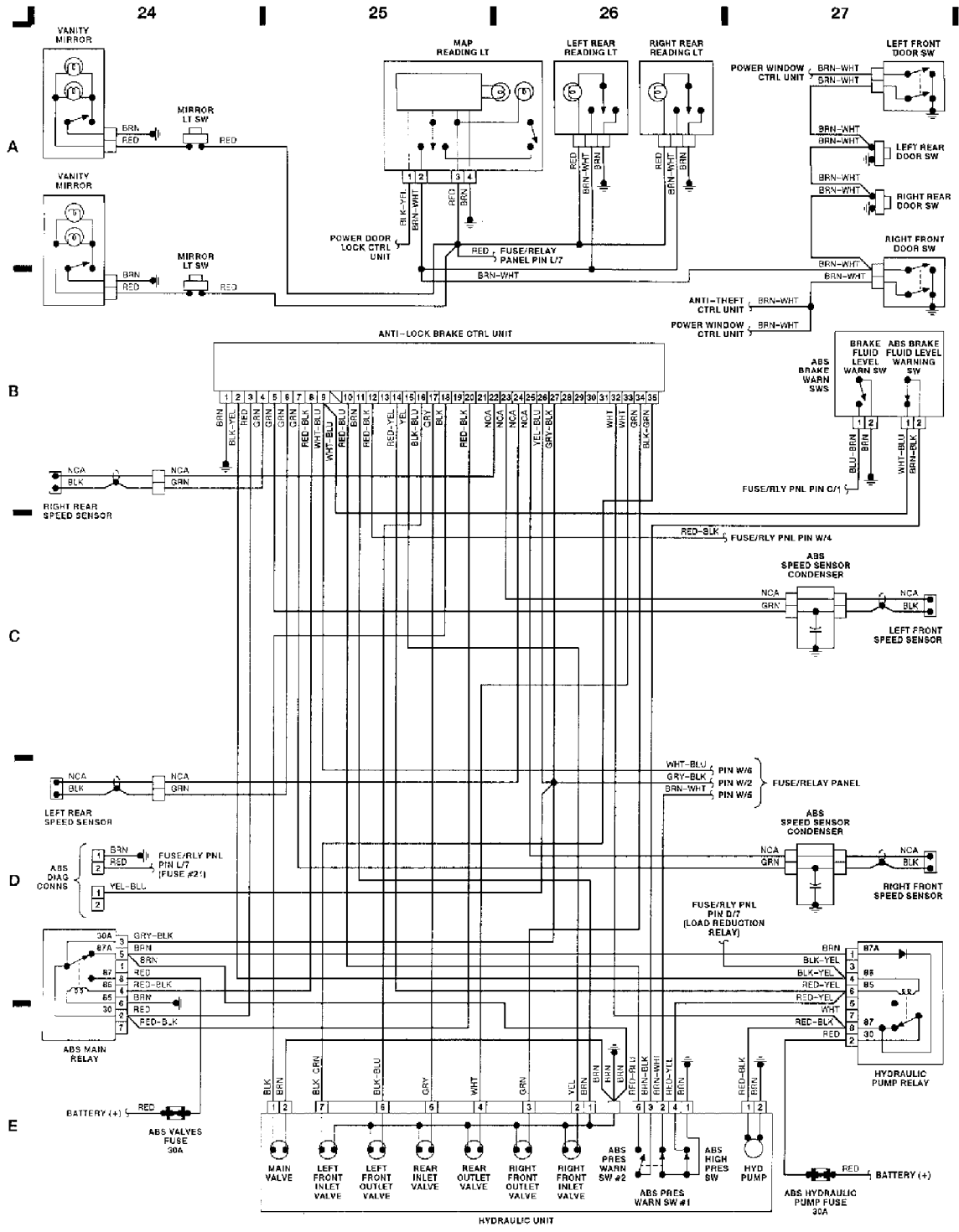


Fig. 7: Anti-Lock Brakes, Inter Lts, Hydraulic Unit (Grid 24-27)

WIRING DIAGRAMS
Article Text (p. 10)
 1990 Volkswagen Passat
 For <http://volkswagen.msk.ru>
 Copyright © 1998 Mitchell Repair Information Company, LLC
 Sunday, January 28, 2001 11:27PM

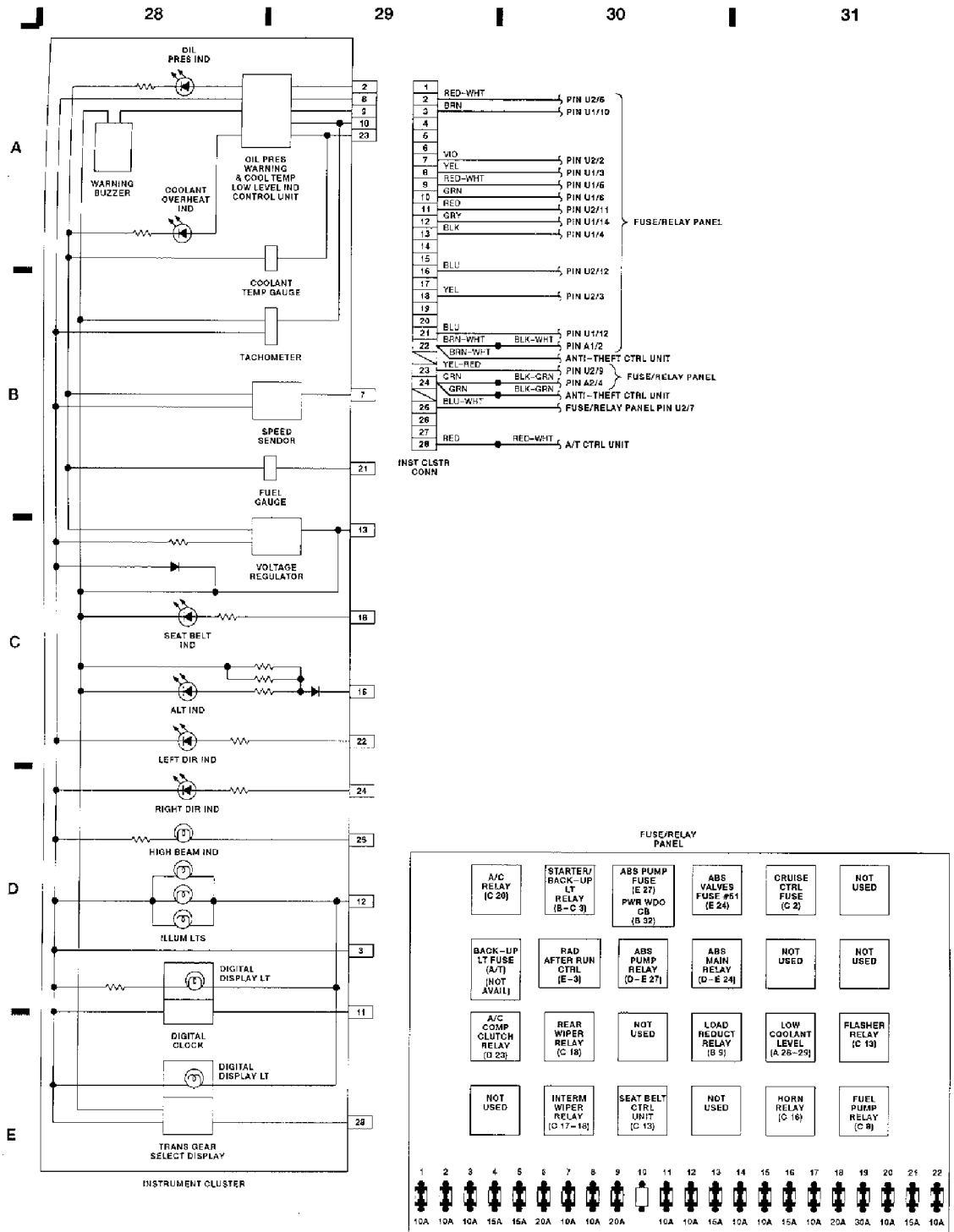


Fig. 8: Instrument Cluster, Fuse/Relay Panel (Grid 28-31)

WIRING DIAGRAMS
Article Text (p. 11)
 1990 Volkswagen Passat
 For <http://volkswagen.msk.ru>
 Copyright © 1998 Mitchell Repair Information Company, LLC
 Sunday, January 28, 2001 11:27PM

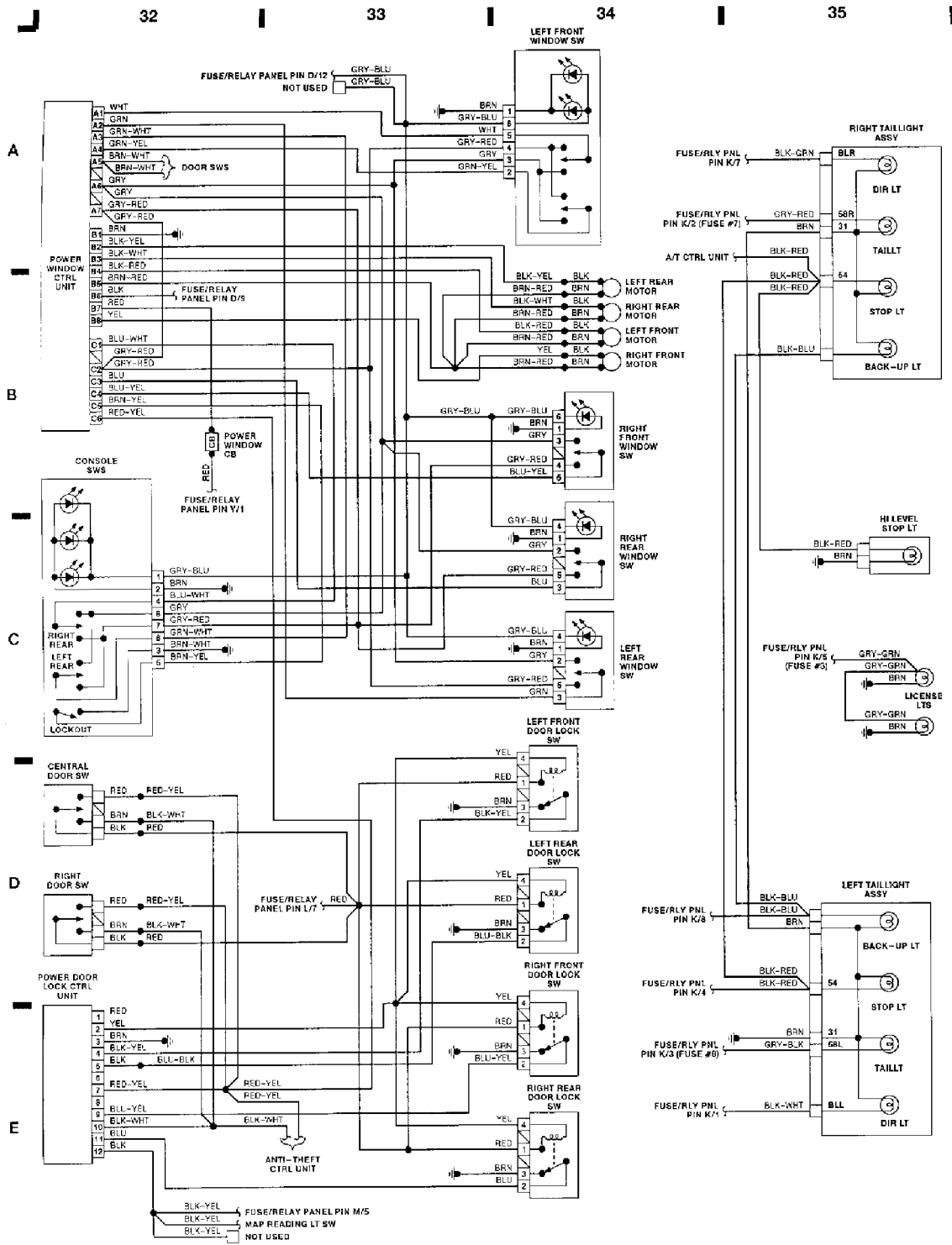


Fig. 9: Pwr Window/Doors, Console Sw, Taillights (Grid 32-35)

END OF ARTICLE